

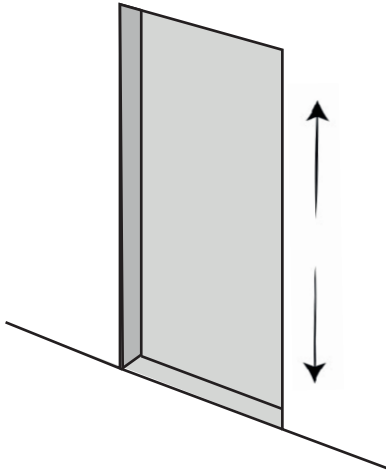
# DELIVERY PREP GUIDE!

Before you can start enjoying your new furniture there's a few important details we need you to check over! Just follow this guide to ensure complete happiness on arrival!

## 01

### MEASURE YOUR PRODUCT

Be it a sofa or a new bed the first thing you'll need to do is jot down the measurements! You'll need the height, depth and width of the product before we proceed.



## 02

### OVER THE THRESHOLD

Next, you'll want to compare your measurements to that of your front door by measuring the height and the width. Is the door high enough for the sofa to stand upright? Are there any obstructions preventing the door from opening fully, or preventing us from getting the product into the space?

## 03

### EASY DOES IT!

Next you need to consider your entrance hall; Measure the narrowest point of the hallway; will the product have a consistent amount of space as we move it through the hallway? Be sure to note any obstacles and remove any valuable items that may be obstructing the space.



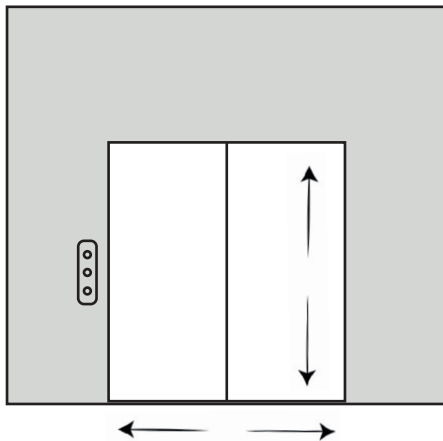
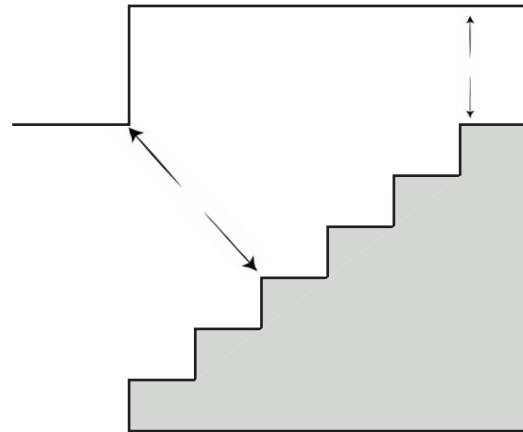
# SWEETPEA & WILLOW<sup>®</sup>

LOVE THE WAY YOU LIVE

## 04

### ONWARDS AND UPWARDS

Measurement of your stairs is crucial, you'll want to measure your stairs at their narrowest point, if you are in doubt about your item fitting then don't hesitate to speak to a member of staff about what bespoke customisations we can make to your product.



## 05

### GOT A LIFT?


If you are living in a property with a lift then you will also need to measure the open door height and width as well as the depth of the lift it's self.

Please be sure that you check the maximum KG allowance as this is integral to us using the lift. If your item exceeds this weight then it may be worth asking your property manager if your building has a service lift.

## 06

### STILL UNSURE?

If you're within the M25 then you're in luck, as we offer Access checks for a minimal fee. So, if you're stuck for choice then we can help you out. One of our delivery experts will visit you and perform all the relevant checks and measurements for you and even give you personalised product recommendations based on the measurements they take.



### STILL NOT QUITE SURE?

If you've dotted all your i's and crossed all of your t's and still can't make head nor tail of it all then don't worry! Please give us a call Monday - Friday 9AM to 5PM on

0345 257 2627